



CAPE
Canadian Association
of Physicians
for the Environment

Association Canadienne
des Médecins
pour l'Environnement
ACME

équiterre

GLYPHOSATE: THE WORLD'S MOST WIDELY USED HERBICIDE

Primer

Author

Nicolas Soumis, Ph. D.

Reviewers

Équiterre : Karen Ross, Ph. D., Nadine Bachand, M.Sc.

Canadian Association of Physicians for the Environment : Kim Perrotta MHSc, Executive Director, Dr. Jean Zigby, Former President, and Randall McQuaker, Pesticides Director.

July 2018

Table of contents

Introduction	4
Glyphosate use trends	4
Growing numbers of glyphosate-resistant weeds	6
Glyphosate contamination of natural waters	6
Drinking water contamination by glyphosate	9
Toxic effects of glyphosate on living organisms	10
Glyphosate registration and re-evaluation in Canada	13
Conclusion	16

GLYPHOSATE: THE WORLD'S MOST WIDELY USED HERBICIDE

Introduction

A glycine derivative, glyphosate is a non-selective herbicide with a systemic mode of action.^{1, 2} It was first described as one of the 'safest' herbicides by its manufacturer, Monsanto, when it was introduced on the market in 1974 under the trade name Roundup®.³ Today it is used extensively worldwide, largely as a weed killer in agriculture, especially in the production of corn, soybean, cotton and pasture crops.^{1, 2, 4, 5} It can also be used as a plant growth regulator² and can hasten the harvesting of certain grains and legumes when it is applied as an agent of dessication.^{6, 7}

Its non-agricultural applications include forestry, home maintenance, and vegetation control on industrial lands and rights-of-way (e.g. train tracks, highways, etc.).^{1, 2, 4, 5} Glyphosate is generally used as a post-emergent herbicide, which means it acts after seeds have germinated and plants have started to grow, and a non-selective herbicide,⁸ which means that it eradicates all vegetation upon which it is applied.²

Glyphosate use trends

Glyphosate is the most widely used herbicide on the planet.⁹ Sold in over 100 countries,¹⁰ its global use reached 825,804 metric tonnes in 2014.⁵ Because glyphosate is non-selective, its use in agriculture was initially quite limited because it could only be applied during certain times of the year to avoid crop damage. However, the introduction of genetically modified (GM) glyphosate-tolerant crops such as those in the Roundup Ready® suite, opened the door to more widespread use.^{5, 11} Since glyphosate-tolerant GM crops were introduced in 1996, glyphosate use worldwide has increased by nearly 15-fold, with 56% of the total amount of glyphosate applied globally used on these crops.⁵

Glyphosate ranks number one in Canadian and Quebec herbicide sales.^{12, 13} At present, 176 glyphosate-containing products are authorized in Canada.¹⁴ Monsanto's patent on glyphosate expired in 2000, but it still manufactures the majority of these products (55 products authorized in Canada). Dow AgroSciences and Syngenta now respectively manufacture 22 and 10 products authorized in Canada.¹⁵

It is impossible to establish glyphosate use trends in Canada and Québec with any accuracy, because data on sales is reported by pesticide group, with few exceptions, with glyphosate being part of the group of phosphonic acids and their derivatives. Nonetheless, since the quantities of glyphosate sold in Canada far outpace those of others in the same group,^{12, 16-21} it is reasonable to presume that glyphosate has a disproportionate influence on the overall sales figures for phosphonic acids and their derivatives.

Figures 1 and 2 below chart the rise in glyphosate sales in recent years. Based on the available data, sales of phosphonic acids and their derivatives in Canada increased by 47.1%, going from 28,746,017 kg of active ingredients (kg a.i.) in 2009¹⁶ to 42,286,074 kg a.i. in 2014.²¹ In Québec, though sales only increased by 19.2% during the same period (from 1,388,263 to 1,858,378 kg a.i.),²² it must be remembered that they had increased by 689.5% — an almost eight-fold increase — between 1992 (209,687 kg a.i.²³) and 2015 (1,655,422 kg a.i.²²).

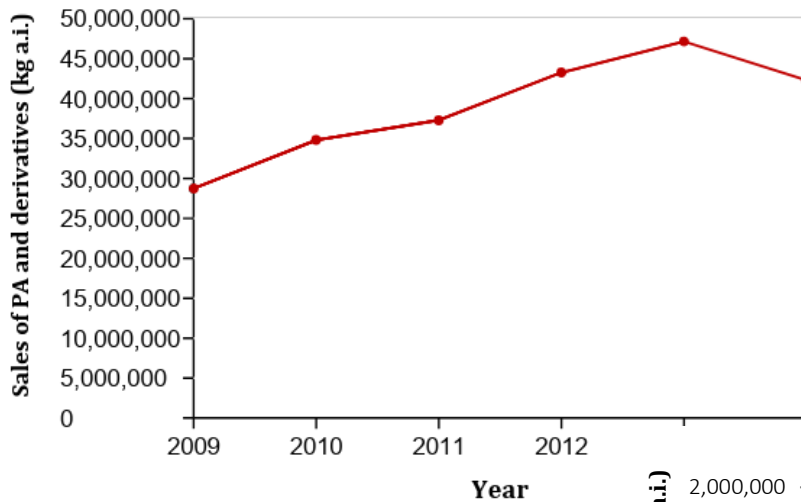


Figure 1: Annual sales of phosphonic acids (PA) and their derivatives in Canada (all sectors)^{12, 16-21}

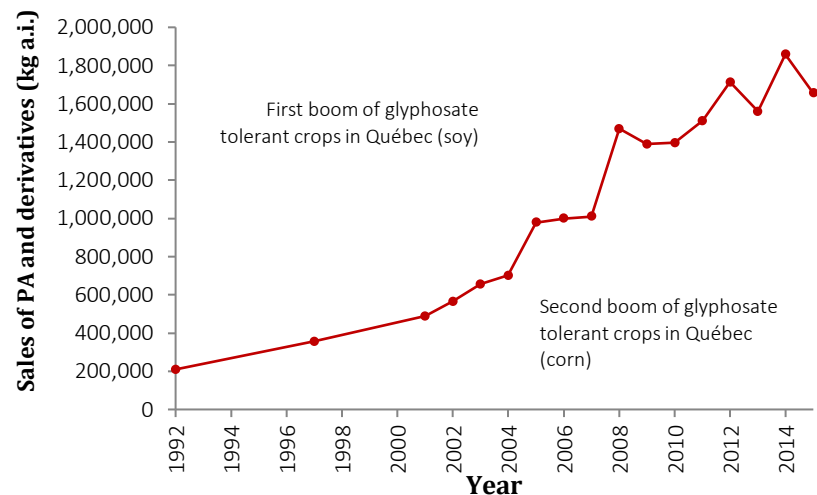


Figure 2: Annual sales of phosphonic acids (PA) and their derivatives in Québec (crop production)^{22, 23}

In Québec, glyphosate-tolerant GM crops first boomed in 2002 with soy production, and then again in 2005-2006 with corn.²⁴ These dates would appear to correspond to the line in Figure 2. As the total number of acres of GM soy and corn have continued to dramatically increase in Quebec, so too has the annual sales of the group of pesticides called phosphonic acids and their derivatives, of which glyphosate is the major player^{22, 23} (Figure 3).

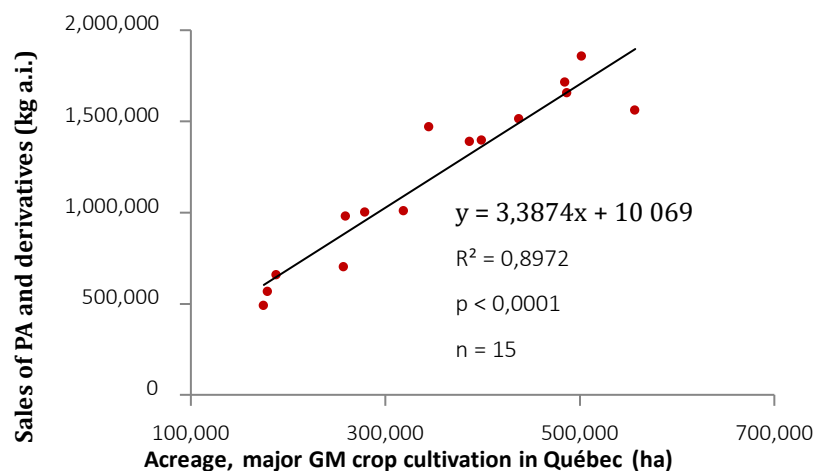


Figure 3: Correlation between GM corn/soy acreage and quantities of

phosphonic acids (PA) and their derivatives sold in Québec.

Growing numbers of glyphosate-resistant weeds

Repeated use of glyphosate over years has led to the evolution of a number of resistant weed species.²⁵⁻²⁷ Recent data suggest that between 24²⁶ and 32²⁷ weed species worldwide have now developed glyphosate resistance, with 16 of those species prevalent in fields planted with Roundup Ready crops.²⁶ Canadian horseweed (*Erigeron canadensis*) is the most widespread glyphosate-resistant species on the planet. However, Palmer’s amaranth (*Amaranthus palmeri*) and tall water hemp (*A. tuberculus*) present the biggest economic challenge, not just because they are widespread, but also because they have developed resistance to several herbicides.²⁶ Canada currently reports between four²⁸ and five²⁹ species of glyphosate-resistant weeds. The majority are found in Ontario, with one officially confirmed species in both the Canadian Prairies (ragweed [*Kochia scoparia*])^{28, 29} and Québec (turnip rape [*Brassica rapa* L.]).³⁰

Weed resistance is a serious problem, because it requires more frequent and/or more abundant applications, and often requires treatments that use multiple herbicides in combination.^{25, 31} This not only raises the risks posed to health and the environment but also raises costs for producers. As a result, in the early 2010s, Monsanto began offering discounts to farmers who were using herbicides other than Roundup to control glyphosate-resistant plants on their glyphosate-tolerant crops.

Glyphosate contamination of natural waters

Since glyphosate isn’t very mobile in soil,^{2,32} it is not expected to migrate toward water, particularly groundwater.³³ In the case that glyphosate reaches surface waters, it is expected to partition to sediment despite its high solubility (between 5,800 and 12,000 mg/l.³² This is equally true for its main metabolite, aminomethyl phosphonic acid (AMPA).^{2, 32} However, leaching and runoff from soil to aquatic environments cannot be discounted because glyphosate mobility is influenced by precipitation, particularly when high rainfall events occur shortly after application.^{34, 35}

Table 1 presents data collected for Monsanto between 1993 and 2011 on the extent of glyphosate and AMPA contamination in natural waters of many European nations. The data shows that this contamination occurs with extremely high frequency (up to 92.5% for glyphosate and 100% for AMPA) or at high concentrations (up to 370 µg/L of glyphosate and above 200 µg/L of AMPA).³⁶ The contamination in groundwater is less severe, with glyphosate and AMPA being detected less frequently (3.4% and 12%, respectively) and at lower concentrations (24 µg/L and 19 µg/L, respectively).³⁶

Table 1: Presence of glyphosate and AMPA in the natural waters of European countries³⁶

Country	Glyphosate ^a			AMPA ^a		
	n	Detection freq.	Max.	n	Detection freq.	Max. Conc.

		(%)	Conc. (µg/L)		(%)	(µg/L)
Surface waters						
Austria	ND	ND	ND	345	≥26	3.4
Belgium	5,881	≥ 83	139	5,351	92.8	3,4
Czech Republic	359	47.8	5.3	165	100	1.37
Finland	26	11.5	0.46	26	11.5	0.22
France	57,171	30.2	50	46,969	51.8	48.9
Germany	1,298	29.7	4.7	782	57.5	3.6
Ireland	2,483	5.6	186	496	0.2	> 200
Italy	919	24,3	37,6	239	87,0	37
Norway	80	92.5	0.93	80	92.5	0.54
Slovenia	2,092	15.3	3.6	ND	ND	ND
Spain	115	7.4	15.3	ND	ND	ND
Sweden	1,306	27.6	370	1,285	19.0	4.0
Suède	1 306	27,6	370	1 285	19,0	4,0
UK	3,730	20.3	8.2	ND	ND	ND
Groundwater						
Austria	3,633	0.19	> 0,1	3,636	1.2	0.75
Belgium	> 2,338	< 0.02	< 0.025	> 4,383	< 0.41	1.85
Denmark	9,908	1.2	4.7	9,906	0.84	4.2
Finland	80	0	BDL	80	0	BDL
France	45,960	1.1	24	30,529	1.4	19
Germany	≥196	ND	≤0.1	≥326	ND	≥1
Ireland	679	0.8	0.19	ND	ND	ND
Italy	961	0	BDL	≥ 619	≤ 0.5	0.9
Malta	≥ 18	0	BDL	ND	ND	ND
Netherlands	691	0.58	4.7	691	3.0	5.1
Norway	8	0	BDL	8	12.5	0.02
Sweden	1,247	0.08	0.08	1,242	0.24	0.72
Switzerland	≥234	3.4	0.21	≥ 232	ND	0.46
UK	1,509	0.9	0.47	ND	ND	ND

a: ND = non-determined; BDL = below detection limit

Table 2 indicates a different picture in North America. While glyphosate and AMPA are generally found at higher concentrations in surface waters (up to 427 µg/L and 397 µg/L respectively) than in groundwater (up to 45 µg/L and 4,88 µg/L), their detection frequency in North American groundwater is much higher (up to 100%). Glyphosate and AMPA are generally detected very frequently in precipitation,³⁷⁻⁴¹ largely due to aerial drift and wind erosion.^{41, 42}

Table 2: Presence of glyphosate and AMPA in natural waters, North America^a

Country	Glyphosate ^b			AMPA ^b			Ref.
	n	Detect. Freq. (%)	Max. Conc. (µg/L)	n	Detect. Freq. (%)	Max. Conc. (µg/L)	
Surface waters							
Canada (AB)	110	25.45	6.1	110	6.36	4	43
Canada (CB)	ND	ND	9,000	ND	ND	ND	44

Canada (ON)	529	32	5.38	ND	ND	ND	45
Canada (ON)	74	56.8	3,380	219	74	48.6	46
Canada (ON)	502	17	40,800	502	5.6	66,000	47
Canada (ON)	210	33	12.0	ND	ND	ND	45
Canada (ON)	96	82.3	41,881	96	88.5	14,781	46
Canada (QC)	31	65	0.400	31	94	0.860	48
Canada (QC)	ND	91.1	18	ND	67.0	2.9	49
U.S. (10 States)	40	17.5	2.2	40	67.5	3.9	50
U.S. (39 States)	2 304	54,7	427	2 304	73,6	397	37
U.S. (NAWQA)	608	32.2	9.7	608	51.5	8.7	37
Mexico (wet season)	ND	ND	1,33	ND	ND	ND	51
Mexico (dry season)	ND	ND	36.71	ND	ND	ND	51
Groundwater							
Canada	72	32	0.02	ND	ND	ND	52
Canada (AB, ON)	281	13.2	0.042	281	11.7	2,870	53
Canada (NL)	ND	ND	45	ND	ND	ND	54
Canada (ON)	401	10.5	0.663	401	5.0	0.698	39
U.S. (39 States)	1,171	5.8	2.03	1,171	14.3	4.88	37
U.S. (NAWQA)	485	5.8	0.67	485	9.5	0.62	46
Mexico	20	100	1.41	ND	ND	ND	55
Mexico	6	100	0.38	ND	ND	ND	55
Mexico (wet season)	ND	ND	0.56	ND	ND	ND	51
Mexico (dry season)	ND	ND	18.43	ND	ND	ND	51
Precipitation							
Canada (ON)	15	86.7	0.135	15	26.7	6.7	39
U.S. (39 States)	85	70.6	2.5	85	71.8	0.48	37
U.S. (IA, IN, MS)	80	71.2	2.5	80	62.5	0.48	40
U.S. (IN)	14	85.7	1.1	14	85.7	< 0.2	46
U.S. (MS)	ND	77	1.90	ND	77	0.270	41

a: Some results were recalculated based on individual data in the studies consulted, in particular to better discriminate between environments (forest, rural and urban)

b: ND = non-determined; BDL = below detection limit

In Canada, glyphosate contamination measured in surface and groundwater (Table 2) remain consistently below the Canadian Water Quality Guideline (CWQG) that has been set to protect aquatic life (800 µg/L for chronic exposure).⁵⁶

Glyphosate and AMPA are very frequently detected in surface waters in Québec (Table 2). Between 2011 and 2014, both were respectively found in 91.1% and 67.0% of samples from agricultural rivers, with the maximum respective concentrations measured at 18 µg/L and 2.9 µg/L.⁴⁹ A previous study conducted between 2003 and 2008 reported an even higher detection frequency (94%) for AMPA.⁴⁸ Glyphosate contamination also continues to increase in recent years in rivers near farms in Quebec. Between 2002 and 2014, median concentrations rose from 0.01977 µg/L to 0.04625 µg/L per year in four rivers in corn- and soybean-growing areas (Figure 4).⁴⁹ Nonetheless, in both studies,^{48,49} the levels detected remained below the chronic aquatic life toxicity criterion (CVAC) for glyphosate in Québec, set at 65 µg/L.⁵⁷

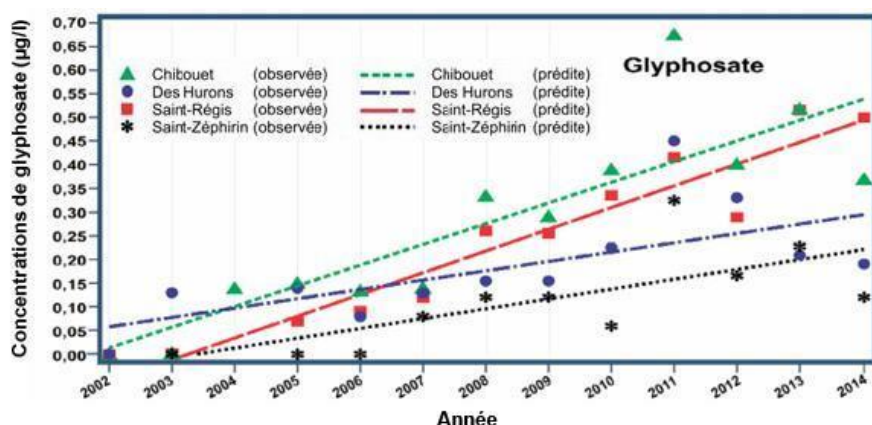


Figure 4: Linear regression applied to median concentrations of glyphosate measured in four Québec rivers between 2002 and 2014⁴⁹.

The Minister of Sustainable Development, the Environment and Climate Change in Québec (MDDELCC) determined the relative annual contribution of all pesticides to the overall environmental risk posed by all pesticides used in Québec, by considering the ecotoxicological and physiochemical properties of each pesticide as well as the quantities used (for details and calculations, see Samuel et al, 2012⁵⁶). Glyphosate's contribution to overall environmental risk has varied little between 2008 and 2015 (Table 3), contributing between 2.9%⁵⁹ and 4.0%.^{60,61} Despite a 12.7% increase in phosphoric acid and derivatives sales over the same period, its contribution to the environmental risk has gone from fourth⁵⁹ to eighth place.⁶²

Table 3: Contribution of glyphosate to the environmental risk in Québec between 2008 and 2015.

Year	Contribution (%)	Rank	Reference
2008	2.9	4	59
2009	3.9	4	23
2010	4.0	6	60
2011	3.7	6	63
2012	4.0	6	61
2014	3.5	7	64
2015	3.0	8	62

Drinking water contamination by glyphosate

Surface and groundwater are the primary sources of drinking water for the world's population,⁶⁵ including in Canada⁶⁶ and Québec^{67, 68} and glyphosate contamination therefore impacts the water we drink. Given its known or suspected toxic effects on humans (addressed in greater detail in the following section), several countries have issued guidelines regarding the maximum limit of glyphosate

contamination acceptable in drinking water. Figure 5 shows that these guidelines vary dramatically from one place to another. The World Health Organization (WHO) has not set guidelines for acceptable limits to glyphosate contamination because it deems that drinking water concentrations are “well below those of health concern.”⁶⁹

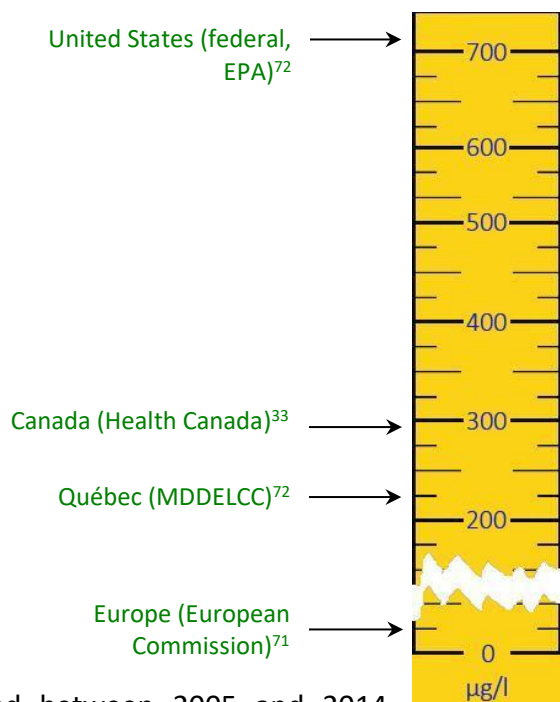


Figure 5: Recommended maximum concentrations of glyphosate in drinking water issued by different public bodies.

conducted between 2005 and 2014

In Québec, drinking water quality assessments detected glyphosate only in 2006, 2010 and 2013, at respective maximum concentrations of 2.1, 0.7 and 1.5 µg/L,^{73, 74} levels that fall below provincial drinking water recommendations (< 210 µg/L).⁷⁰ In addition, data on drinking water quality from Montréal’s two main treatment plants, Atwater and Charles-J.-Des-Baillets, indicate that glyphosate concentrations have consistently remained below the detection level between 2009 and 2016.⁷⁵⁻⁸²

Toxic effects of glyphosate on living organisms

Glyphosate acts on the biosynthesis of shikimic acid, a metabolic pathway present in plants and certain microorganisms but not in animals.⁸³ For this reason, it is seen as relatively safe in higher-order species, with acute toxicity ranging from low (500 mg/kg < dL50 ≤ 5,000 mg/kg) to very low (dL50 > 5,000 mg/kg), depending on the route of exposure and organism involved.¹ However, additives in commercial formulations containing glyphosate — for example, the surfactants that let it penetrate plant cuticles^{8, 84} — can themselves be toxic⁸⁵ and thus serve to raise the overall toxicity of the glyphosate-based products.^{86, 87}

In humans, the effects of acute non-lethal toxicity include irritation of the gastrointestinal tract, liver and kidney disorders, respiratory distress, pulmonary edema and arrhythmia.⁸⁸ While high doses are required to produce a lethal effect in many aquatic and terrestrial vertebrates, certain fish and aquatic invertebrates are more sensitive.⁸⁹ Among mammals (cats and dogs), acute toxicity gives rise to such

symptoms as anorexia, lethargy, hypersalivation, vomiting and diarrhea, though few cases of acute toxicity result in mortality.¹ However, studies have also shown glyphosate to be toxic to amphibians and phytoplankton at concentrations below current surface water standards.^{89, 90}

Ironically, glyphosate may compromise certain ecosystem services and even negatively impact agricultural productivity by harming terrestrial invertebrates and microorganisms. For instance, monarchs are an important pollinator species, but there is a link between extensive glyphosate-use and the decline in monarch butterfly populations, because glyphosate is designed to kill milkweed which is the monarch caterpillar's main food source.⁹¹ Bees are also important pollinators, and glyphosate affects their navigational capacity, which can lead to death by starvation.⁹² Finally, glyphosate is known to impact key interactions between earthworms and mycorrhiza,⁹³ which are two organisms vital to plant nutrition and agricultural productivity.

While there is general consensus in the literature about the effects of acute exposure to glyphosate, opinions are divided as to the toxicity of chronic exposure. Numerous studies report adverse effects on organs and functions in several vertebrate classes (some of which are listed in Table 4). However, these studies are contested by a number of others citing a methodological bias or insufficient data in the scientific evidence base to conclusively establish the toxic effects of glyphosate and its end-use products on humans and animals.^{10, 94-98}

Table 3: Synthesis of the toxic effects of glyphosate (G) or its formulated products (CP) in different vertebrate classes. The figures in the cells refer to studies reporting these effects (underscored = effects attributable to G; bold = effects attributable to CP; underscored + bold = effects attributable to G and CP; italics = study does not specify whether the effects are attributable to either). The symbol "x" doesn't indicate a lack of effects but rather that no article had been found.

Effects	Organisms	Humans	Mammals	Birds	Reptiles	Amphibians	Fish
Cancers and tumours		<u>100,102, 103</u>	<u>113</u>	x	x	x	x
Cytotoxicity		<u>99, 104</u>	112	x	x	124	x
Endocrine disruption		<u>99, 108, 107, 108</u>	111, 112, 119	118	x	123	x
Genotoxicity		<u>105, 106</u>	<u>105, 110</u>	x	121	<u>123, 124, 125</u>	129, 130, 131
Hepatic changes		<u>99, 100</u>	110	x	x	x	126, 127
Immunotoxicity		x	31	x	122	x	127
Intestinal microbiota disruption		<u>100</u>	<u>115</u>	119	x	x	x
Neurotoxicity		<u>106</u>	114	x	x	x	<u>131</u>
Renal changes		<u>100</u>	110	x	x	x	126, 127
Reproductive changes		<u>101</u>	111, 112	118	x	123	<u>128</u>
Teratogenicity		109	111, 117	120	121	120, 123	132

There are various possible explanations for the uncertainties around the chronic toxicity of glyphosate. First, there's the fundamental difference between two concepts often used interchangeably: hazard and risk. "Hazard" refers to the harm something may cause, while "risk" refers to the likelihood that a hazardous material will cause harm. Risk is modulated by two factors: the degree of hazard posed by the substance and the level of exposure to it.¹³³ A hazardous substance will carry a high risk of toxicity given a substantial degree of exposure; conversely, the same substance will carry only a slight risk if exposure remains low.

The majority of studies reporting toxic effects used glyphosate dosages exceeding the typical level of exposure for either workers who handle the herbicide¹³⁴ or the general population for whom contact comes through food¹³⁵ or drinking water.⁶⁹ While the studies highlight glyphosate's danger, these studies shed little light on the actual risk associated with it. In particular, the risk to human health is said to be low, based on chronic toxicity studies using laboratory animals; however, a lack of information on glyphosate toxicity at low-dose exposure does not imply a corresponding lack of effect. That is, absence of evidence is not evidence of absence. Glyphosate's reputation is therefore not based on scientific consensus, since the studies needed to properly assess the risks have not been carried out.

There are several gaps and uncertainties in the scientific literature. Lifelong studies have not yet been carried out on laboratory animals, nor have any large-scale epidemiological studies correlated glyphosate levels in urine to the state of health of the population studied. While the risks associated with glyphosate continue to be a matter of dispute, in 2015 a group of researchers published a consensus statement advocating that the uncertainties be taken into account in the regulation by imposing a ten-fold safety factor onto the acceptable daily intake.¹³⁶

Furthermore, some studies have focused on formulated products while others considered only the active ingredient. As indicated above, certain additives (particularly POEA) raise the toxicity of formulated glyphosate-based products.⁸⁵⁻⁸⁷ Nonetheless, the findings on end-use product toxicity of many health authorities around the world are based largely on studies that consider the active ingredient in isolation.^{107, 137} Therefore, these authorities do not recognize certain toxic effects.

Also, many have decried the dataset used by health authorities as being outdated and point to the large proportion of grey literature used in toxicological evaluations.^{107, 137, 138} For example, during the EPA's 1993 registration review of glyphosate,² 73% of nearly 300 citations were published prior to 1985 (eight or more years), and just 11 (i.e. less than 4%) were peer-reviewed.^{137,139} Furthermore, a review of the PMRA's 2017 glyphosate re-evaluation decision revealed that, despite there being no shortage of recent studies, the agency had assessed glyphosate's toxicological dangers on the basis of 118 industry documents that had not been peer-reviewed or published in academic journals, 80.5% of which pre-dated 1996 (11 or more years).¹³⁸

Finally, assessments of glyphosate's risk are often tainted by conflicts of interest, as exemplified by the heated debate over glyphosate's carcinogenicity. In 2015, the International Agency for Research on Cancer (IARC) ranked glyphosate as a probable carcinogen for humans (group 2A classification).¹⁴⁰

However, the Joint FAO/WHO Meeting on Pesticide Residues (JMPR)¹⁴¹ came to a very different conclusion: glyphosate is unlikely to be a human carcinogen. Other regulatory bodies, including the European Food Safety Authority (EFSA),¹³⁹ the EPA,¹⁴² the European Chemicals Agency (ECHA)¹⁴³ and the PMRA,¹⁴⁴ agreed with the JMPR.

The difference in opinion may well be rooted in methodological approaches between the IARC and the JMPR^{145, 146}, but both organizations’ risk assessment conclusions have been accused of being influenced by conflicts of interests. If, on the one hand, the IARC was said to have had a partisan evaluation committee,^{145, 147} the JMPR in turn was said to have been influenced by industry stakeholders.

Internal documents¹⁴⁸ unsealed in a lawsuit brought against Monsanto by a number of plaintiffs with non-Hodgkin’s lymphoma indicate that the company employed fallacious tactics to restore the image of its flagship product.^{149, 150} These tactics included Monsanto having a number of illustrious researchers sign a paper that, in reality, had been ghost-written by its staff¹⁴⁹⁻¹⁵³. The paper¹⁵⁴ was published in 2016 as one of a five-article series¹⁵⁵⁻¹⁵⁸ in a special supplement of the scientific journal *Critical Reviews in Toxicology*.¹⁵⁵ Some claim that the articles influenced ongoing risk assessments in multiple jurisdictions that were underway.¹⁵⁴

Obtaining a balanced picture of the toxicological risks of glyphosate is of vital importance because it is so widely used. Indeed, as shown by the data compiled for Québec, while glyphosate’s contribution to health risks⁵⁸ appears low, the percentage has generally been trending upwards in recent years (Table 4).

Table 4: Contribution of glyphosate to health risks in Québec between 2008 and 2015.

Year	Contribution (%)	Rank	Reference
2008	3.2	6	59
2009	4.6	6	23
2010	6.3	5	60
2011	6.1	5	63
2012	7.1	4	63
2014	7.0	4	64
2015	6.4	4	62

Glyphosate registration and re-evaluation in Canada

Glyphosate-based products have been authorized in Canada since 1976.¹⁴⁴ In 2010, Health Canada published a re-evaluation work plan for glyphosate-based products, which by law requires the PMRA to re-evaluate all of the environmental and health risks of glyphosate and determine if they are not unacceptable.¹⁵⁹

In 2015, the PMRA published its proposed re-evaluation decision for public consultation³² and in 2017, issued its ruling: “[T]he PMRA is granting continued registration of products containing glyphosate with

requirements of additional label updates to further protect human health and the environment.”¹⁴⁴ These label requirements are not extensive.¹⁴⁴

The PMRA’s evaluation process and final decision stimulated critique. In accordance with article 35 (1) of the Pest Control Products Act (PCPA), at least four notices of objection were sent to Health Canada.^{138, 160-162} Prepared by two researchers at Université du Québec à Montréal (UQAM), one of the notices objected to the following: i) the incompleteness of the PMRA’s literature review; ii) the antiquity of the majority of the studies consulted; iii) the lack of rationale presented to justify omission of the numerous more recent studies; iv) the failure to take into consideration the sharp increase to glyphosate sales in the risk assessment; and v) the failure to systematically consider the additives present in formulated products, despite the fact that these are considered more toxic than glyphosate.¹³⁸

Another notice of objection was prepared by a coalition of environmental groups (Équiterre, David Suzuki Foundation, Canadian Association of Physicians for the Environment (CAPE), Environmental Defence and Prevent Cancer Now), and pointed to the PMRA’s failure to consider all risks posed by glyphosate, including i) glyphosate’s impact on milkweed and the decline in monarch butterfly populations; ii) glyphosate’s impact on soil and human intestinal microbiota; iii) its role in the emergence of various diseases, including cancer; iv) its capacity for bonding to metal, thus contributing to soil depletion and the mobility of cadmium — a carcinogenic, neurotoxic heavy metal — in grains; and v) the failure of riparian strips or buffer zones to protect the environment.¹⁶⁰

Both notices of objection stated that the PMRA’s required labelling modifications fell far short of being able to ensure adequate protection of human health and the environment.^{138, 160, 161} Because the re-evaluation was flawed, Health Canada cannot determine conclusively that glyphosate does not present an unacceptable risk to humans and the environment, which is the first requirement of the Pest Control Products Act (PCPA). The groups call on the Federal Minister of Health to review the decision with an independent expert panel.¹⁶⁰

After glyphosate was classified as a potential human carcinogen by the IARC, around 4000 lawsuits were filed against Monsanto by people alleging that exposure to the glyphosate-based herbicide Roundup caused them to develop non-Hodgkin lymphoma, and that Monsanto deliberately covered up the risks. The 46 year old American gardener Dewayne Johnson suffering from an intractable non-Hodgkin lymphoma¹⁶³, causing him skin lesions throughout his body, took the very first legal action against Monsanto. In August 2018, the Californian Supreme Court rendered a landmark decision sentencing Monsanto to pay 290 million dollars to Johnson¹⁶⁴ to repair the damages caused by its glyphosate-based herbicides. The judge also allowed many of Monsanto’s internal documents and communications to be made public, revealing the negotiations between the EPA and Monsanto to downplay the cancer risk assessment and discourage any further evaluation of the toxicological risks of glyphosate¹⁶⁵.

In 2017, California put Glyphosate on the list of potential carcinogen products¹⁶⁶. From now on, every manufacturer aware of the potential carcinogen nature of its product will have to mention it on labels.

Conclusion

Glyphosate is the most widely used herbicide in the world,⁹ in large part as a result of the rise in glyphosate-tolerant GM crops over the past two decades.^{5, 11} Glyphosate use continues to increase in Canada^{12, 16-20} and Québec^{22, 23}.

The widespread use of glyphosate has led to the development of resistance in numerous weed species,²⁵⁻²⁹ which reduces the herbicide's effectiveness and increases both weed management costs³¹ and risks. The extensive use of glyphosate also contaminates surface waters^{36-37, 43-51} and to a lesser degree, groundwater.^{36, 37, 39, 46, 51-55} However, the measured concentrations of glyphosate and its main metabolite AMPA remain relatively low; the studies consulted for Canada^{39, 43-47, 52-54} and Québec^{48, 49} show that contamination does not exceed the guidelines established for the protection of aquatic life. However, concentrations measured in certain water bodies (in Québec for example⁴⁹) have been found to be on the rise in recent years. Many studies consider that glyphosate has negative impacts on ecosystems and agriculture; for example, it contributes to the destruction of milkweed, the primary food source for monarch butterfly caterpillars (an insect whose population has been in freefall since the early 2000s⁹¹), plays a role in the ongoing decline of honeybee populations⁹² and affects interactions between earthworms and mycorrhiza.⁹³

A further concern is the presence of glyphosate in surface waters and groundwater, which often serve as drinking water sources.⁶⁵⁻⁶⁸ Again, while the reported concentrations⁷²⁻⁸² remain below the guidelines set in many countries,^{33, 69-72} studies that predate the introduction of GM crops may underestimate current concentrations.⁷² Furthermore, the significant differences in the drinking water guidelines issued by different countries create uncertainty about what an acceptable level is. For instance, while the U.S. recommendation of 700 µg/L⁷² is 7,000 times less restrictive than the standards applied in the EU (0.1 µg/L⁷¹), its value is nonetheless close to that of the RCQE regarding the protection of aquatic life (800 µg/L).⁵⁶ Data also indicate that glyphosate's contribution to health risks has been on the rise in recent years in Québec.^{23, 56-61}

Concerns about glyphosate's presence in drinking water (as well as its residues in foods¹³⁵) are concerning because of the potential toxicological effects described in numerous studies.^{88, 99-109} However, recognition of these effects is not unanimous, particularly due to methodological factors (e.g. the distinctions between "hazard" and "risk,"¹³³ the consideration or not of additives in formulated products containing glyphosate,¹³⁷ and the obsolescence of scientific literature used for toxicological evaluation^{137, 138}), but also due to conflicts of interest^{145, 147} and the use of unethical tactics by pesticide manufacturers.¹⁴⁸⁻¹⁵³

These debates, which have entered popular media, negatively impact the scientific committees, national and supranational regulatory bodies tasked with certifying and regulating the use of glyphosate. The controversy around the question of glyphosate's carcinogenicity aptly illustrates this phenomenon.¹⁴⁵ Like a number of national and supranational authorities^{139, 142-144}, the PMRA recently decided to grant continued registration to glyphosate. The decision drew extensive criticism from civil society stakeholders, who called upon the agency to conduct a more rigorous, transparent and impartial evaluation.^{138, 160-162} The PMRA failed to consider all risks posed by glyphosate. It didn't

consider glyphosate's impact on milkweed and the decline observed in monarch butterfly populations; its impact on soil and human gut microbiota; its role in the emergence of various diseases, including cancer; its capacity for bonding to metal, thus contributing to soil depletion and the mobility of cadmium — a carcinogenic, neurotoxic heavy metal — in grains; and the failure of riparian strips or buffer zones to protect the environment.¹⁶⁰ PMRA's required labelling modifications fell far short of being able to ensure adequate protection of human health and the environment.

References

- Tomlin, C. D. S. 2009. The Pesticide Manual: A World Compendium (14th edition). Hampshire (UK): British Crop Protection Council. p. 545-548.
- Environmental Protection Agency (EPA). 1993. R.E.D. Facts. Glyphosate. Washington, D. C. (U.S.A.): EPA. Retrieved from www3.epa.gov/pesticides/chem_search/reg_actions/reregistration/fs_PC-417300_1-Sep-93.pdf.
- Author unknown. n.d. The History of Roundup. Retrieved from <http://www.roundup.ca/en/rounduphistory>.
- Cox, C. 2004. Herbicide factsheet. Glyphosate. Journal of Pesticide Reform, 24(4): 10-15.
- Benbrook, C. M. 2016. Trends in glyphosate herbicide use in the United States and globally. Environmental Sciences Europe, 28(3), doi: 10.1186/s12302-016-0070-0.
- Nader, S. et al. 2013. Desiccation in dry edible beans with various herbicides. Canadian Journal of Plant Science, 93(5): 871-877.
- Jaskulski, D. and Jaskulska, I. 2014. The effect of pre-harvest glyphosate application on grain quality and volunteer winter wheat. Romanian Agricultural Research, 31: 283-289.
- Travlos, I. et al. 2017. Glyphosate efficacy of different salt formulations and adjuvant additives on various weeds. Agronomy, 7(3), doi: 10.3390/agronomy7030060.
- Baylis, A. D. 2000. Why glyphosate is a global herbicide: strengths, weaknesses and prospects. Pesticide Management Science, 56: 299-308.
- Williams, G. M. et al. 2000. Safety evaluation and risk assessment of the herbicide Roundup and its active ingredient, glyphosate, for humans. Regulatory Toxicology and Pharmacology, 31: 117-165.
- Benbrook, C. M. 2012. Impacts of genetically engineered crops on pesticide use in the U.S. — the first sixteen years. Environmental Sciences Europe, 24(24), doi: 10.1186/s12302-016-0070-0.
- Health Canada. 2016. Pest Control Products Sales Report for 2014. Ottawa: Government of Canada.
- Mathieu, S.; Faucher, Y. 2016. Nouvelle approche pour un meilleur choix d'herbicides. Retrieved from www.mapaq.gouv.qc.ca/SiteCollectionDocuments/Regions/Monteregie-Est/Meilleurchoix_herbicides_smathieu_dec_2016.pdf.
- The number of glyphosate-containing end-use products registered in Canada was obtained through a Health Canada search tool available at pr-rp.hc-sc.gc.ca/lr-re/index-fra.php. To obtain this number, we specified the following parameters under Additional criteria: search field = "active ingredient"; operator = "contains"; criteria = glyphosate. The search was conducted on September 19, 2017; it is possible that a later search using the same criteria would yield different results.
- To find out the number of products made by various agrochemical manufacturers, a search was conducted using the Health Canada online tool mentioned in reference note #15. To obtain the different results, we specified the following parameters under Additional criteria: search field = "registrant name"; operator = "contains"; criteria = Monsanto, Dow AgroSciences and Syngenta. The search was conducted on September 19, 2017; it is possible that a later search using the same criteria would yield different results.
- Health Canada. n.d. Pest Control Products Sales Report for 2009. Ottawa: Government of Canada.
- Health Canada. n.d. Pest Control Products Sales Report for 2010. Ottawa: Government of Canada.
- Health Canada. n.d. Pest Control Products Sales Report for 2011. Ottawa: Government of Canada.
- Health Canada. n.d. Pest Control Products Sales Report for 2012. Ottawa: Government of Canada.
- Health Canada. n.d. Pest Control Products Sales Report for 2013. Ottawa: Government of Canada.
- Health Canada. n.d. Pest Control Products Sales Report for 2014. Ottawa: Government of Canada.
- Ministère du Développement durable, de l'Environnement, et de la Lutte contre les changements climatiques (MDDELCC). 2017. Bilan des ventes de pesticides au Québec — 2015. Annexe 1: Ventes de pesticides de la production agricole végétale selon les groupes chimiques. Retrieved from www.mddelcc.gouv.qc.ca/pesticides/bilan/2015/Annexes.pdf.
- Gorse, I. and Balg, C. 2012. Bilan des ventes de pesticides au Québec pour l'année 2009. Québec: Ministère du Développement durable, de

- l'Environnement et des Parcs (MDDEP). Retrieved from www.mddelcc.gouv.qc.ca/pesticides/bilan/bilan2009.pdf.
24. Figures regarding major GM crop (corn/soy) acreage in Québec were obtained using an Institut de la statistique du Québec search tool. Retrieved from www.stat.gouv.qc.ca/statistiques/agriculture/grandes-cultures/index.html.
 25. Powles, S. B. 2008. Evolved glyphosate-resistant weeds around the world: lessons to be learnt. *Pest Management Science*, 64(4): 360-365.
 26. Heap, I. 2014. Global perspective of herbicide-resistant weeds. *Pest Management Science*, 70(9): 1306-1315.
 27. Heap, I. 2015. Herbicide resistant weeds. A global perspective. Crop pest management short course. In 2015 Crop Pest Management Short Course and MCPR Trade Show Proceedings (Corvallis, Oregon, U.S.A., 9-10 December 2015). Retrieved from www.extension.umn.edu/agriculture/ag-professionals/cpm/2015/docs/2015-heap.pdf.
 28. Beckie, H. J. 2016. State of weed resistance in Western Canada and future outlook. Retrieved from www.saskwheatcommission.com/newspost/state-of-weed-resistance-in-western-canada-and-future-outlook/.
 29. Heap, I. 2017. International Survey of Herbicide Resistant Weeds. Weeds resistant to the herbicide glyphosate. Retrieved from weedsociety.org/summary/ResistByActive.aspx.
 30. Réseau d'avertissements phytosanitaires (RAP). 2017. Général, Bulletin d'information No. 10, 3 Octobre 2017: Confirmation de la résistance de la moutarde des oiseaux (Brassica Rapa L.) au glyphosate. Retrieved from <https://www.agrireseau.net/rap/documents/96227/general-bulletin-d-information-no-10-3-octobre-2017?s=1329&page=1>
 31. Benbrook, C. M. 2004. Genetically Engineered Crops and Pesticide Use in the United States: The First Nine Years. Leopold Center Pubs and Papers. Ames (Iowa, U.S.): Iowa State University. Retrieved from lib.dr.iastate.edu/cgi/viewcontent.cgi?article=1138&context=leopold_pubspapers.
 32. Pest Management Regulatory Agency (PMRA). 2015. Proposed Re-evaluation Decision PRVD2015-01, Glyphosate. Ottawa: Health Canada. Retrieved from http://publications.gc.ca/collections/collection_2015/sc-hc/H113-27-2015-1-eng.pdf.
 33. Health Canada. 2017. Guidelines for Canadian Drinking Water Quality. Summary Table. Ottawa: Water and Air Quality Bureau, Healthy Environments and Consumer Safety Branch, Health Canada. Retrieved from www.canada.ca/content/dam/hc-sc/migration/hc-sc/ewh-semt/alt_formats/pdf/pubs/water-eau/sum_guide-res_recom/sum_guide-res_recom-eng.pdf.
 34. Vereecken, H. 2005. Mobility and leaching of glyphosate: a review. *Pest Management Science*, 61: 1139-1151.
 35. Borggaard, O., K.: Gimsing, A. L. 2008. Fate of glyphosate in soil and the possibility of leaching to ground and surface waters: a review. *Pest Management Science*, 64: 441-456.
 36. Horth, H. 2012. Survey of glyphosate and AMPA in groundwaters and surface waters in Europe. Final report. Monsanto Europe. Retrieved from www.glyphosate.eu/system/files/mc-files/iia_7.12_07_horth_2012.pdf.
 37. Battaglin, W. A. et al. 2014. Glyphosate and its degradation product AMPA occur frequently and widely in U.S. soils, surface water, groundwater, and precipitation. *Journal of the American Water Resources Association*, 50(2): 275-290.
 38. Scribner, E. A. et al. 2007. Concentrations of Glyphosate, Its Degradation Product, Aminomethylphosphonic Acid, and Glufosinate in Ground- and Surface-Water, Rainfall, and Soil Samples Collected in the United States, 2001–06. Scientific Investigation Report 2007-5122. Reston (Virginia, U.S.): U.S. Geological Survey. Retrieved from pubs.usgs.gov/sir/2007/5122/pdf/SIR2007-5122.pdf.
 39. Van Stempvoort, D. R. et al. 2016. Glyphosate residues in rural groundwater, Nottawasaga River watershed, Ontario, Canada. *Pest Management Science*, 72(10): 1862-1872.
 40. Chang, F.-C. et al. 2011. Occurrence and fate of the herbicide glyphosate and its degradate aminomethylphosphonic acid in the atmosphere. *Environmental Toxicology and Chemistry*, 30(3): 548-555.
 41. Majewski, M. S. et al. 2014. Pesticides in Mississippi air and rain: A comparison between 1995 and 2007.

Environmental Toxicology and Chemistry, 33(6): 1283-1293.

42. Giesy, J. P. et al. 2000. Ecotoxicological risk assessment for Roundup® herbicide. *Reviews of Environmental Contamination and Toxicology*, 167: 35-120.
43. Anderson, A.-M. 2005. Overview of Pesticide Data in Alberta Surface Waters Since 1995. Edmonton: Alberta Environment, Environmental Monitoring and Evaluation Branch. Retrieved from aep.alberta.ca/water/programs-and-services/surface-water-quality-program/documents/PesticideDataAlbertaSurfaceWater-Nov2005.pdf.
44. Environment Canada. 2011. Presence and levels of priority pesticides in selected Canadian aquatic ecosystems. Ottawa: Government of Canada. Retrieved from www.ec.gc.ca/eaudouce-freshwater/5EEF7087-5907-4E79-8EFE-37E6541E6FCF/PresenceAndLevelsOfPriorityPesticidesInSelectedCanadianAquaticEcosystems_FINAL-s.pdf.
45. Byer, J. D. et al. 2008. Low cost monitoring of glyphosate in surface waters using the ELISA method: an evaluation. *Environmental Science and Technology*, 42: 6052-6057.
46. Struger, J. et al. 2015. Sources of aminomethylphosphonic acid (AMPA) in urban and rural catchments in Ontario, Canada: Glyphosate or phosphonates in wastewater? *Environmental Pollution*, 204: 289-297.
47. Struger, J. et al. 2008. Occurrence of glyphosate in surface waters of Southern Ontario. *Bulletin of Environmental Contamination and Toxicology*, 80: 378-384.
48. Trudeau, V. et al. 2011. Pesticides at the mouths of Lake Saint-Pierre tributaries (2003–2008). Ottawa: Environment Canada, Water Science and Technology Directorate. Retrieved from publications.gc.ca/collections/collection_2011/ec/En84-82-2010-eng.pdf.
49. Giroux, I. 2015. Présence de pesticides dans l'eau du Québec. Portrait et tendances dans les zones de maïs et de soya 2011 à 2014. Québec: Ministère du Développement durable, de l'Environnement, et de la Lutte contre les changements climatiques; Direction du suivi de l'état de l'environnement. Retrieved from www.mddelcc.gouv.qc.ca/pesticides/maïs_soya/portrait2011-2014/rapport2011-2014.pdf.
50. Kolpin, D. W. et al. 2006. Urban contribution of glyphosate and its degradate AMPA to streams in the United States. *Science of the Total Environment*, 354: 191-197.
51. Ruiz-Toledo, J. et al. 2014. Occurrence of glyphosate in water bodies derived from intensive agriculture in a tropical region of Southern Mexico. *Bulletin of Environmental Contamination and Toxicology*, 93(3): 289-293.
52. Van Stempvoort, D. R. et al. 2008. Glyphosate in shallow groundwater. 61st Canadian Geotechnical Conference and 9th Joint CGS/IAH_CNC Groundwater Conference (Edmonton, 21-24 September 2008), Canadian Geotechnical Society; International Association of Hydrogeologists (Canadian National Chapter), p. 1541-1547.
53. Van Stempvoort, D. R. et al. 2014. Residues of the herbicide glyphosate in riparian groundwater in urban catchments. *Chemosphere*, 95: 455-463.
54. Smith, N. J. et al. 1996. Levels of herbicide glyphosate in well water. *Bulletin of Environmental Contamination and Toxicology*, 57: 759-765.
55. Rendón-von Osten, J.; Dzul-Caamal, R. 2017. Glyphosate residues in groundwater, drinking water and urine of subsistence farmers from intensive agriculture localities: a survey in Hopelchén, Campeche, Mexico. *International Journal of Environmental Research and Public Health*, 14(6): 595, doi: 10.3390/ijerph14060595.
56. Canadian Council of Ministers of the Environment (CCME). 2012. Canadian Water Quality Guidelines for the Protection of Aquatic Life — Glyphosate. Retrieved from cegg-rcqe.ccme.ca/download/en/182.
57. Ministère du Développement durable, de l'Environnement, et de la Lutte contre les changements climatiques (MDDELCC). 2015. Critères de qualité de l'eau de surface. Glyphosate. Retrieved from www.mddelcc.gouv.qc.ca/eau/criteres_eau/details.asp?code=S0263.
58. Samuel, O. et al. 2012. Indicateur de risque des pesticides du Québec (IRPeQ). Santé et environnement (2nd edition). Québec: Ministère de l'Agriculture, des Pêcheries et de l'Alimentation MAPAQ; Ministère du Développement durable, de l'Environnement et des Parcs (MDDEP); and Institut

- national de santé publique du Québec (INSPQ). Retrieved from www.inspq.qc.ca/pdf/publications/1504_IndicRisquesPesticides_2eEdition.pdf.
59. Gorse, I.: Rivard, L. 2011. Bilan des ventes de pesticides au Québec pour l'année 2008. Québec: Ministère du Développement durable, de l'Environnement et des Parcs (MDDEP). Retrieved from www.mddelcc.gouv.qc.ca/pesticides/bilan/bilan2008.pdf.
 60. Gorse, I.: Balg, C. 2013. Bilan des ventes de pesticides au Québec pour l'année 2010. Québec: Ministère du Développement durable, de l'Environnement, de la Faune et des Parcs (MDDEFP). Retrieved from www.mddelcc.gouv.qc.ca/pesticides/bilan/bilan2010.pdf.
 61. Ministère du Développement durable, de l'Environnement et de la Lutte contre les changements climatiques (MDDELCC). n.d. Bilan des ventes de pesticides au Québec — 2012. Indicateurs de risque du secteur agricole. Retrieved from www.mddelcc.gouv.qc.ca/pesticides/bilan/2012/Indicateurs-risque-agricole.pdf.
 62. Ministère du Développement durable, de l'Environnement et de la Lutte contre les changements climatiques (MDDELCC). Bilan des ventes de pesticides au Québec — 2015. Indicateurs de risque du secteur agricole. Retrieved from www.mddelcc.gouv.qc.ca/pesticides/bilan/2015/Indicateurs-risque-agricole.pdf.
 63. Gorse, I.: Balg, C. 2014. Bilan des ventes de pesticides au Québec — Année 2011. Québec: Ministère du Développement durable, de l'Environnement, et de la Lutte contre les changements climatiques (MDDELCC); Direction des politiques agricoles et des pesticides. Retrieved from www.mddelcc.gouv.qc.ca/pesticides/bilan/bilan2011.pdf.
 64. Ministère du Développement durable, de l'Environnement et de la Lutte contre les changements climatiques (MDDELCC). Bilan des ventes de pesticides au Québec — 2014. Indicateurs de risque du secteur agricole. Retrieved from www.mddelcc.gouv.qc.ca/pesticides/bilan/2014/Indicateurs-risque-agricole.pdf.
 65. Mullen, K. 2012. Information on Earth's water. Westerville (Ohio, U.S.): National Ground Water Association. Retrieved from www.ngwa.org/Fundamentals/teachers/Pages/information-on-earth-water.aspx.
 66. Health Canada. 2007. Water Talk – Drinking Water Quality in Canada. Ottawa: Government of Canada. Retrieved from www.canada.ca/content/dam/hc-sc/migration/hc-sc/ewh-semt/alt_formats/hecs-sesc/pdf/pubs/water-eau/drink-potab-eng.pdf.
 67. Robert, C.: Bolduc, A. 2012. Bilan de la qualité de l'eau potable au Québec 2005-2009. Québec: Ministère du Développement durable, de l'Environnement et des Parcs; Direction des politiques de l'eau. Retrieved from www.mddelcc.gouv.qc.ca/eau/potable/bilans/bilan2005-2009.pdf.
 68. Bolduc, A. and Robert, I. 2016. Bilan de la qualité de l'eau potable au Québec 2010-2014. Québec: Ministère du Développement durable, de l'Environnement et de la Lutte contre les changements climatiques; Direction de l'eau potable et des eaux souterraines. Retrieved from www.mddelcc.gouv.qc.ca/eau/potable/bilans/bilan-qualite2010-2014.pdf.
 69. World Health Organization (WHO). 2011. Guidelines for drinking-water quality (4th edition). Geneva: WHO. Retrieved from apps.who.int/iris/bitstream/10665/44584/1/9789241548151_eng.pdf.
 70. Gouvernement du Québec. 2017. Règlement sur la qualité de l'eau potable. Québec: Éditeur officiel du Québec. Retrieved from legisquebec.gouv.qc.ca/fr/pdf/cr/Q-2,%20R.%2040.pdf.
 71. European Council. 2015. Directive 98/93 CE du Conseil du 3 novembre 1998 relative à la qualité des eaux destinées à la consommation humaine. 1998L0083 — FR — 27.10.2015 — 003.001 — 1. Retrieved from eur-lex.europa.eu/legal-content/FR/TXT/PDF/?uri=CELEX:01998L0083-20151027&from=EN.
 72. Office of the Federal Register. 2015. Code of Federal Regulations. Title 40. Protection of environment. Parts 136 to 149. Washington, D. C. (U.S.A.): U.S. Government Publishing Office. p. 470. Retrieved from www.gpo.gov/fdsys/pkg/CFR-2015-title40-vol23/pdf/CFR-2015-title40-vol23.pdf.
 73. Robert, C., Bolduc, A. 2012. Bilan de la qualité de l'eau potable au Québec 2005-2009. Québec: Ministère du Développement durable, de

l'Environnement et des Parcs; Direction des politiques de l'eau. Retrieved from www.mddelcc.gouv.qc.ca/eau/potable/bilans/bilan2005-2009.pdf.

74. Bolduc, A.: Robert, I. 2016. Bilan de la qualité de l'eau potable au Québec 2010-2014. Québec: Ministère du Développement durable, de l'Environnement et de la Lutte contre les changements climatiques; Direction de l'eau potable et des eaux souterraines. Retrieved from www.mddelcc.gouv.qc.ca/eau/potable/bilans/bilan-qualite2010-2014.pdf.
75. Ville de Montréal. n.d. Qualité de l'eau potable produite par les usines Atwater et Charles-J.-Des-Baillets et distribuée en réseau – 2009. Montréal: Ville de Montréal, Division de l'expertise technique. Retrieved from ville.montreal.qc.ca/pls/portal/docs/PAGE/EAU_FR/MEDIA/DOCUMENTS/RAPPORT_QUALITE_EAU_POTABLE_2009.PDF
76. Ville de Montréal. n.d. Qualité de l'eau potable produite par les usines Atwater et Charles-J.-Des-Baillets et distribuée en réseau – 2010. Montréal: Ville de Montréal, Division de l'expertise technique. Retrieved from ville.montreal.qc.ca/pls/portal/docs/PAGE/EAU_FR/MEDIA/DOCUMENTS/RAPPORT_QUALITE%20EAU%202010.PDF.
77. Ville de Montréal. n.d. Qualité de l'eau potable produite par les usines Atwater et Charles-J.-Des-Baillets et distribuée en réseau – 2011. Montréal: Ville de Montréal, Division de l'expertise technique. Retrieved from ville.montreal.qc.ca/pls/portal/docs/PAGE/EAU_FR/MEDIA/DOCUMENTS/RAPPORT_QUALITE_EAU_POTABLE_2011.PDF.
78. Ville de Montréal. n.d. Qualité de l'eau potable produite par les usines Atwater et Charles-J.-Des-Baillets et distribuée en réseau – 2012. Montréal: Ville de Montréal, Division de l'expertise technique. Retrieved from ville.montreal.qc.ca/pls/portal/docs/PAGE/EAU_FR/MEDIA/DOCUMENTS/RAPPORT_QUALITE_EAU_2012.PDF.
79. Ville de Montréal. n.d. Qualité de l'eau potable produite par les usines Atwater et Charles-J.-Des-Baillets et distribuée en réseau – 2013. Montréal: Ville de Montréal, Division de l'expertise technique. Retrieved from ville.montreal.qc.ca/pls/portal/docs/PAGE/EAU_FR/MEDIA/DOCUMENTS/2013_RAPPORT_ANNUEL_RES_EAU%20%2B%20USINES%20ATWATER%20%2B%20CJ.-DESBAILLETS.PDF.
80. Ville de Montréal. n.d. Qualité de l'eau potable produite par les usines Atwater et Charles-J.-Des-Baillets et distribuée en réseau – 2014. Montréal: Ville de Montréal, Division de l'expertise technique. Retrieved from ville.montreal.qc.ca/pls/portal/docs/PAGE/EAU_FR/MEDIA/DOCUMENTS/2014%20RAPPORT%20ANNUEL%20R%20C9SEAUX%20-USINES%20ATWATER-CJ.-DESBAILLETS.PDF.
81. Ville de Montréal. n.d. Qualité de l'eau potable produite par les usines Atwater et Charles-J.-Des-Baillets et distribuée en réseau – 2015. Montréal: Ville de Montréal, Division de l'expertise technique. Retrieved from ville.montreal.qc.ca/pls/portal/docs/PAGE/EAU_FR/MEDIA/DOCUMENTS/2015_AR_Réseaux_Montreal_Usines_Atwater_CJDesBaillets.pdf.
82. Ville de Montréal. n.d. Qualité de l'eau potable produite par les usines Atwater et Charles-J.-Des-Baillets et distribuée en réseau – 2016. Montréal: Ville de Montréal, Division de l'expertise technique. Retrieved from ville.montreal.qc.ca/pls/portal/docs/PAGE/EAU_FR/MEDIA/DOCUMENTS/2016_RAPPORT_ANNUEL_MONTRREAL.PDF.
83. Richards, T. A. et al. 2006. Evolutionary origins of the eukaryotic shikimate pathway: Gene fusion, horizontal gene transfer, and endosymbiotic replacements. *Eukaryotic Cell*, 5(9): 1517-1531.
84. Hess, F. D.: Foy, C. L. 2000. Interaction of surfactants with plant cuticles. *Weed Technology*, 14: 807-813.
85. Benachour, N.: Séralini, G.-E. 2009. Glyphosate formulations induce apoptosis and necrosis in human umbilical, embryonic, and placental cells. *Chemical Research in Toxicology*, 22: 97-105.
86. Kim, Y. H. et al. 2013. Mixtures of glyphosate and surfactant TN20 accelerate cell death via mitochondrial damage-induced apoptosis and necrosis. *Toxicology in Vitro*, 27: 191-197.
87. Mariager, T. P. et al. 2013. Severe adverse effects related to dermal exposure to a glyphosate-surfactant herbicide. *Clinical Toxicology (Philadelphia)*, 51: 111-113.
88. Bradberry, S. M. et al. 2004. Glyphosate poisoning. *Toxicological Reviews*, 23(3): 159-167.

89. Relyea, R. A. 2005. The lethal impact of Roundup on aquatic and terrestrial amphibians. *Ecological Applications*, 15(4): 1118-1124.
90. Pérez, G. L. et al. 2007. Effects of the herbicide Roundup on freshwater microbial communities: A mesocosm study. *Ecological Applications*, 17(8): 2310-2322.
91. Pleasants, J. M.: Oberhauser, K. S. 2013. Milkweed loss in agricultural fields because of herbicide use: effect on the monarch butterfly population. *Insect Conservation and Diversity*, 6: 135-144.
92. Balbuena, M. S. et al. 2015. Effects of sublethal doses of glyphosate on honeybee navigation. *Journal of Experimental Biology*, 218: 2799-2805.
93. Zaller, J. G. et al. 2014. Glyphosate herbicide affects belowground interactions between earthworms and symbiotic mycorrhizal fungi in a model ecosystem. *Scientific Reports*, 4: 5634, doi: 10.1038/srep05634.
94. Williams, A. L. et al. 2012. Developmental and reproductive outcomes in humans and animals after glyphosate exposure: a critical analysis. *Journal of Toxicology and Environmental Health, Part B, Critical Reviews*, 15(1): 39-96.
95. Faria, M. A. 2015. Glyphosate, neurological diseases — and the scientific method. *Surgical Neurology International*, 6: 132.
96. Greim, H. et al. 2015. Evaluation of carcinogenic potential of the herbicide glyphosate, drawing on tumor incidence data from fourteen chronic/carcinogenicity rodent studies. *Critical Reviews in Toxicology*, 45(3): 185-208.
97. Niemann, L. et al. 2015. A critical review of glyphosate findings in human urine samples and comparison with the exposure of operators and consumers. *Journal für Verbraucherschutz und Lebensmittelsicherheit*, 10(1): 3-12.
98. Sorahan, T. 2015. Multiple myeloma and glyphosate use: a re-analysis of US Agricultural Health Study (AHS) data. *International Journal of Environmental Research and Public Health*, 12: 1548-1559.
99. Gasnier, C. et al. 2009. Glyphosate-based herbicides are toxic and endocrine disruptors in human cell lines. *Toxicology*, 262: 184-191.
100. Swanson, N. L. et al. 2014. Genetically engineered crops, glyphosate and the deterioration of health in the United States of America. *Journal of Organic Systems*, 9(2): 6-37.
101. Richard, S. et al. 2005. Differential effects of glyphosate and Roundup on human placental cells and aromatase. *Environmental Health Perspectives*, 113(6): 716-720.
102. De Roos, A. et al. 2003. Integrative assessment of multiple pesticides as risk factors for non-Hodgkin's lymphoma among men. *Occupational and Environmental Medicine*, 60: E11, doi:10.1136/oem.60.9.e11.
103. De Roos, A. et al. 2005. Cancer incidence among glyphosate-exposed pesticide applicators in the Agricultural Health Study. *Environmental Health Perspectives*, 113(1): 49-54.
104. Young, F. et al. 2015. Endocrine disruption and cytotoxicity of Glyphosate and Roundup in human Jar cells in vitro. *Integrative Pharmacology, Toxicology and Genotoxicology*, 1(2): 71-77.
105. Mañas, F. et al. 2009. Genotoxicity of glyphosate assessed by the comet assay and cytogenetic tests. *Environmental Toxicology and Pharmacology*, 28(1): 37-41.
106. Chorfa, A. et al. 2013. Specific pesticide-dependent increases in α -synuclein levels in human neuroblastoma (SH-SY5Y) and melanoma (SK-MEL-2) cell lines. *Toxicological Sciences*, 133(2): 289-297.
107. Perterson Myers, J. et al. 2016. Concerns over use of glyphosate-based herbicides and risks associated with exposures: a consensus statement. *Environmental Health*, 15: 19.
108. Thongprakaisang, S. et al. 2013. Glyphosate induces human breast cancer cells growth via estrogen receptors. *Food and Chemical Toxicology*, 59: 129-136.
109. Rull, R. P. et al. 2004. Neural tube defects and maternal residential proximity to agricultural pesticide applications. *Epidemiology*, 15(4): S188.
110. Mesnage, R. et al. 2015. Transcriptome profile analysis reflects rat liver and kidney damage following chronic ultra-low dose Roundup exposure. *Environmental Health*, 14: 70, doi: 10.1186/s12940-015-0056-1.
111. Romano, M. A. et al. 2012. Glyphosate impairs male offspring reproductive development by disrupting gonadotropin expression. *Archives of Toxicology*, 86: 663-673.
112. Clair, É. et al. 2012. A glyphosate-based herbicide induces necrosis and apoptosis in mature rat

- testicular cell in vitro, and testosterone decrease at lower levels. *Toxicology in Vitro*, 26: 269-279.
113. Guyton, K. Z. et al. 2015. Carcinogenicity of tetrachlorvinphos, parathion, malathion, diazinon, and glyphosate. *The Lancet Oncology*, 16(5): 490-491.
 114. Cattani, D. et al. 2014. Mechanisms underlying the neurotoxicity induced by glyphosate-based herbicide in immature rat hippocampus: involvement of glutamate excitotoxicity. *Toxicology*, 320: 34-45.
 115. Krüger, M. et al. 2013. Glyphosate suppresses the antagonistic effect of *Enterococcus* spp. on *Clostridium botulinum*. *Anaerobe*, 20: 74-77.
 116. Pandey, A.; Rudraiah, M. 2015. Analysis of endocrine disruption effect of Roundup® in adrenal gland of male rats. *Toxicology Reports*, 2: 1075-1085.
 117. Dellegrave, E. et al. 2003. The teratogenic potential of the herbicide glyphosate-Roundup® in Wistar rats. *Toxicology Letters*, 142: 45-52.
 118. Oliveira, A. G. et al. 2007. Effects of the herbicide Roundup on the epididymal region of drakes *Anas platyrhynchos*. *Reproductive Toxicology*, 23: 182-191.
 119. Shehata, A. A. et al. 2013. The effect of glyphosate on potential pathogens and beneficial members of poultry microbiota in vitro. *Current Microbiology*, 66(4): 350-358.
 120. Paganelli, A. et al. 2010. Glyphosate-based herbicides produce teratogenic effects on vertebrates by impairing retinoic acid signaling. *Chemical Research in Toxicology*, 23: 1586-1595.
 121. Sparling, D. W. et al. 2006. Toxicity of glyphosate as Glypro® and LI700 to red-eared slider (*Trachemys scripta elegans*) embryos and early hatchlings. *Environmental Toxicology and Chemistry*, 25(10): 2768-2774.
 122. Siroski, P. A. et al. 2016. Immunotoxicity of commercial-mixed glyphosate in broad snouted caiman (*Caiman latirostris*). *Chemico-Biological Interactions*, 244: 64-70.
 123. Howe, C. M. et al. 2004. Toxicity of glyphosate-based pesticides to four North American frog species. *Environmental Toxicology and Chemistry*, 23(8): 1928-1938.
 124. Meza-Joya, F. L. et al. 2013. Toxic, cytotoxic, and genotoxic effects of a glyphosate formulation (Roundup®SL-Cosmoflux®411F) in the direct-developing frog *Eleutherodactylus johnstonei*. *Environmental and Molecular Mutagenesis*, 54(5): 362-373.
 125. Clements, C. et al. 1997. Genotoxicity of select herbicides in *Rana catesbeiana* tadpoles using the alkaline single-cell gel DNA electrophoresis (comet) assay. *Environmental and Molecular Mutagenesis*, 29: 277-288.
 126. Jiraungkoorskul, W. et al. 2002. Histopathological effects of Roundup, a glyphosate herbicide, on Nile tilapia (*Oreochromis niloticus*). *Science Asia*, 28: 121-127.
 127. Ma, J.; Li, X. 2015. Alteration in the cytokine levels and histopathological damage in common carp induced by glyphosate. *Chemosphere*, 128: 293-298.
 128. Uren Webster, T. M. et al. 2014. Effects of glyphosate and its formulation, Roundup, on reproduction in zebrafish (*Danio rerio*). *Environmental Science and Technology*, 48: 1271-1279.
 129. Çavaş, T.; Könen, S. 2007. Detection of cytogenetic and DNA damage in peripheral erythrocytes of goldfish (*Carassius auratus*) exposed to a glyphosate formulation using the micronucleus test and the comet assay. *Mutagenesis*, 22: 263-268.
 130. Cavalcante, D. G. et al. 2008. Genotoxic effects of Roundup on the fish *Prochilodus lineatus*. *Mutation Research*, 655(1-2): 41-46.
 131. Roy, N. M. et al. 2016. Glyphosate induces neurotoxicity in zebrafish. *Environmental Toxicology and Pharmacology*, 42: 45-54.
 132. Yusof, S. et al. 2014. Effect of glyphosate-based herbicide on early stages of Java medaka (*Oryzias javanicus*): A potential tropical test fish. *Marine Pollution Bulletin*, 85(2): 494-498.
 133. Health Canada and Canadian Centre for Occupational Health and Safety (CCOHS). 2008. Risk vs. Hazard. WHMIS Quick Facts. Ottawa: Government of Canada. Retrieved from www.canada.ca/content/dam/hc-sc/migration/hc-sc/ewh-semt/alt_formats/hecs-sesc/pdf/pubs/occup-travail/risk-risque/risk-risque-eng.pdf.
 134. Environmental Protection Agency (EPA). 2009. Problem formulation for the ecological risk and drinking water exposure assessment in support of the registration review of glyphosate and its salts. Washington, D. C. (U.S.A.): EPA. Retrieved from

www.regulations.gov/contentStreamer?documentId=EPA-HQ-OPP-2009-0361-0007&contentType=pdf.

135. Canadian Food Inspection Agency (CFIA). 2017. Safeguarding with Science: Glyphosate Testing in 2015-2016. Ottawa: Government of Canada. Retrieved from <http://www.inspection.gc.ca/food/chemical-residues-microbiology/food-safety-testing-bulletins/2017-04-13/executive-summary/glyphosate-testing/eng/1491846907641/1491846907985>.
136. Myers et al. 2016. Environmental Health. Concerns over use of glyphosate-based herbicides and risks associated with exposures: a consensus statement. Retrieved from <https://ehjournal.biomedcentral.com/articles/10.1186/s12940-016-0117-0>
137. Vanderberg, L. N. et al. 2017. Is it time to reassess current safety standards for glyphosate-based herbicides? Journal of Epidemiology and Community Health, 71(6): 613-618.
138. Vandelac, L. and Bacon, M.-H. 2017. Avis d'objection à la décision de réévaluation RVD2017-01 sur le glyphosate. Montréal: Université du Québec à Montréal. Retrieved from cape.ca/wp-content/uploads/2017/08/Avis-d27opposition-ARLA-glyphosate-Vandelac-Bacon-juin-2017.-copie-C-1-1.pdf.
139. European Food Safety Authority (EFSA). 2015. Conclusion on pesticide peer review. Conclusion on the peer review of the pesticide risk assessment of the active substance glyphosate. EFSA Journal, 13(11): 4302, doi: 10.2903/j.efsa.2015.4302.
140. International Agency for Research on Cancer (IARC). 2016. IARC monographs 112. Glyphosate. Retrieved from monographs.iarc.fr/ENG/Monographs/vol112/mono112-10.pdf.
141. Food and Agriculture Organization (FAO) and World Health Organization (WHO). 2016. Joint FAO/WHO Meeting on Pesticide Residues. Summary Report. Geneva: United Nations. Retrieved from www.who.int/foodsafety/jmprsummary2016.pdf?ua=1.
142. Environmental Protection Agency (EPA). 2016. Glyphosate issue paper: Evaluation of carcinogenic potential. Washington, D. C. (U.S.): EPA, Office of Pesticide Programs. Retrieved from www.regulations.gov/contentStreamer?documentId=EPA-HQ-OPP-2016-0385-0094&contentType=pdf.
143. European Chemical Agency (ECHA). 2017. Glyphosate not classified as a carcinogen by ECHA. Press release. Retrieved from <https://echa.europa.eu/fr/-/glyphosate-not-classified-as-a-carcinogen-by-echa>.
144. Pest Management Regulatory Agency (PMRA). 2015. Glyphosate. Re-evaluation decision RVD2015-01. Ottawa: Health Canada.
145. The Lancet Oncology (editorial). 2016. When is a carcinogen not a carcinogen? The Lancet Oncology, 17(6): 681.
146. Tarazona, J. V. et al. 2017. Glyphosate toxicity and carcinogenicity: a review of the scientific basis of the European Union assessment and its differences with IARC. Archives of Toxicology, 91: 2723-2743.
147. Christopher J. Portier, who sat on the IARC committee tasked with evaluating glyphosate, collaborated with the Environmental Defense Fund, according to information on the organization's website: www.edf.org/people/senior-contributing-scientists. Some believe this situation has put him into a conflict of interest.
148. Known as the "Monsanto Papers," various documents submitted to the federal court in San Francisco brought to light Monsanto's dubious attempts to greenwash glyphosate. The documents can be accessed at the following link: baumhedlundlaw.com/pdf/monsanto-documents/
149. Hakim, D. 2017. Monsanto weed killer Roundup faces new doubts on safety in unsealed documents. The New York Times, 14 March 2017. Retrieved from www.nytimes.com/2017/03/14/business/monsanto-roundup-safety-lawsuit.html?_r=2.
150. Reed, G. 2017. Monsanto's four tactics for undermining glyphosate science review. Union of Concerned Scientists. Retrieved from blog.ucsusa.org/genna-reed/monsantos-four-tactics-for-undermining-glyphosate-science-review.
151. Waldman, P. et al. 2017. Monsanto was its own ghostwriter for some safety reviews. Bloomberg Businessweek, 9 August 2017. Retrieved from www.bloomberg.com/news/articles/2017-08-09/monsanto-was-its-own-ghostwriter-for-some-safety-reviews.

152. Harmsen, V. 2017. EU weed-killer evidence 'written by Monsanto.' EUobserver, 2 May 2017. Retrieved from euobserver.com/environment/137741.
153. Foucart, S. and Horel, S. 2017. "Monsanto papers", désinformation organisée autour du glyphosate. Le Monde, 4 October 2017. Retrieved from www.lemonde.fr/planete/article/2017/10/04/monsanto-papers-desinformation-organisee-autour-du-glyphosate_5195771_3244.html.
154. Williams, G. M. et al. 2016. A review of the carcinogenic potential of glyphosate by four independent expert panels and comparison to the IARC assessment. *Critical Reviews in Toxicology*, 46(suppl. 1): 3-20.
155. Solomon, K. R. 2016. Glyphosate in the general population and in applicators: a critical review of studies on exposure. *Critical Reviews in Toxicology*, 46(suppl. 1): 21-27.
156. Acquavella, J. et al. 2016. Glyphosate epidemiology expert panel review: a weight of evidence systemic review of the relationship between glyphosate exposure and non-Hodgkin's lymphoma or multiple myeloma. *Critical Reviews in Toxicology*, 46(suppl. 1): 28-43.
157. Williams, G. M. et al. 2016. Glyphosate rodent carcinogenicity bioassay expert panel review. *Critical Reviews in Toxicology*, 46(suppl. 1): 44-55.
158. Brusick, D. et al. 2016. Genotoxicity expert panel review: weight of evidence evaluation of the genotoxicity of glyphosate, glyphosate-based formulations, and aminomethylphosphonic acid. *Critical Reviews in Toxicology*, 46(suppl. 1): 56-74.
159. Pest Management Regulatory Agency (PMRA). 2010. Re-evaluation Work Plan for Glyphosate. Re-evaluation note. REV2010-02. Ottawa: Health Canada. Retrieved from publications.gc.ca/collections/collection_2010/arla-pmra/H113-5-2010-2-eng.pdf.
160. Équiterre et al. 2017. Final notice of objection to re-evaluation decision RVD2017-01, glyphosate, April 28, 2017. Retrieved from equiterre.org/sites/fichiers/notice_of_objection_-_glyphosate_-_final_submitted_july_24_2017.pdf.
161. RightOnCanada. 2017. Re-registration of glyphosate by the Pesticide Management Regulatory Agency (PMRA). Retrieved from equiterre.org/sites/fichiers/k._ruff_glyosphate-letter-to-philpott-june-2017-2.pdf.
162. Safe Food Matters. 2017. Notice of objection. Retrieved from equiterre.org/sites/fichiers/avis_food_matters.pdf.
163. U.S. Right To Know, *The Monsanto Papers: Roundup (Glyphosate) Cancer Case Key Documents and Analysis*, August 23 2018. Retrieved from <https://usrtk.org/pesticides/mdl-monsanto-glyphosate-cancer-case-key-documents-analysis/>
164. Radio-Canada, *Une victoire juridique contre Monsanto qui ouvre la porte à d'autres*, Jacaudrey Charbonneau, August 11 2018. Retrieved from <https://ici.radio-canada.ca/nouvelle/1117600/monsanto-proces-victoire-dewayne-johnson-cancer-roundup>
165. Journal of Public Health Policy, *Roundup litigation discovery documents: implications for public health and journal ethics*, Sheldon Krinsky, Carey Guilam, August 2018. Retrieved from <https://link.springer.com/article/10.1057/s41271-018-0134-z>
166. Reuters, *California to list herbicide as cancer-causing ; Monsanto vows fight*, Karl Plume, June 2017. Retrieved from <https://www.reuters.com/article/us-usa-glyphosate-california-idUSKBN19H2K>